

Sample Pages from

**Teacher Created Materials**  
PUBLISHING

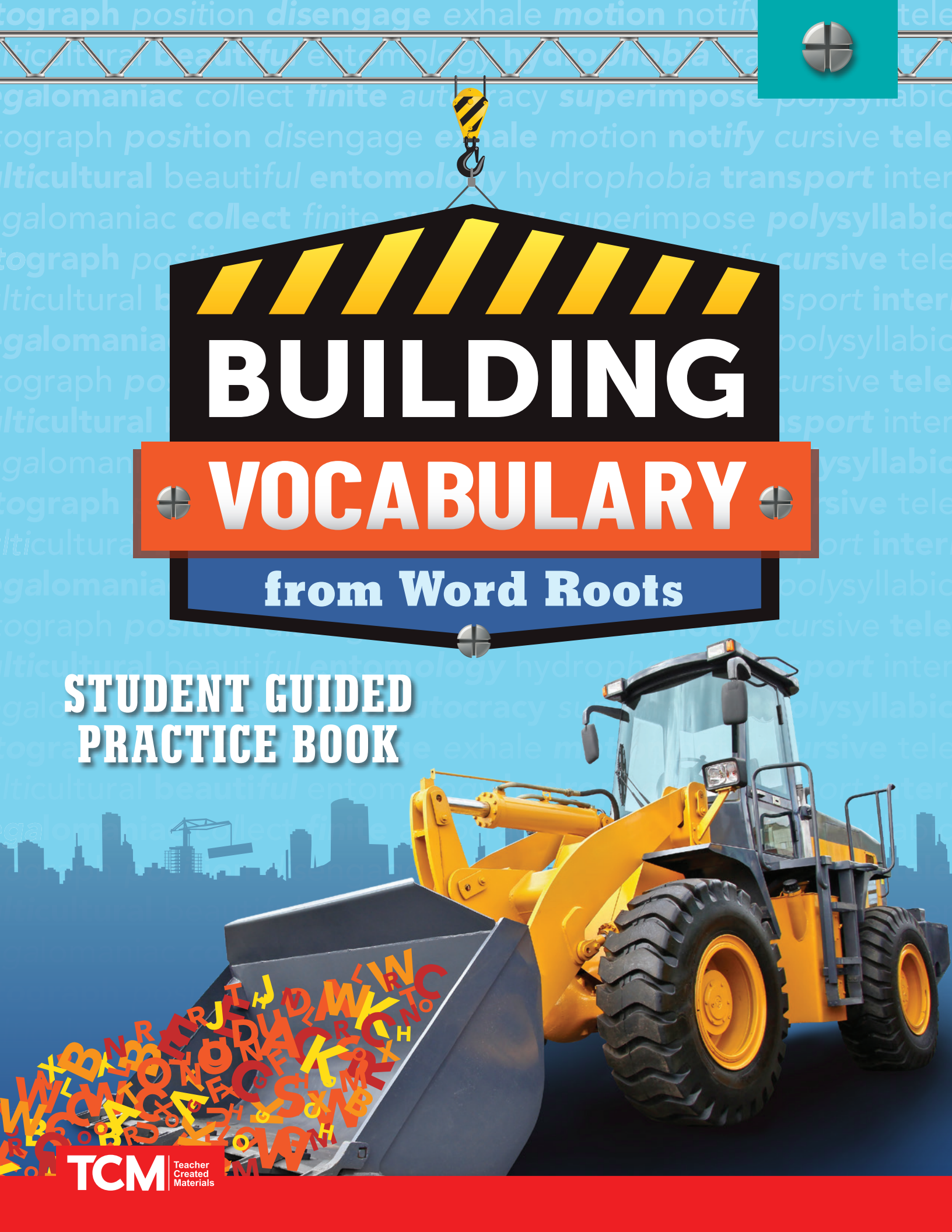
Created *by* Teachers *for* Teachers and Students

Thanks for checking us out. Please call us at 800-858-7339 with questions or feedback, or to order this product. You can also order this product online at [www.tcmpub.com](http://www.tcmpub.com).

For correlations to State Standards, please visit  
[www.tcmpub.com/administrators/correlations](http://www.tcmpub.com/administrators/correlations)

To Create a World <sup>in</sup> which  
Children Love to Learn!

800-858-7339 • [www.tcmpub.com](http://www.tcmpub.com)



**BUILDING**

**VOCABULARY**

**from Word Roots**

**STUDENT GUIDED  
PRACTICE BOOK**



# Table of Contents

## Unit 1: Latin Directional Prefixes

Lesson 1: Latin Directional Review of “Divide and Conquer”	4
Lesson 2: Latin Directional Prefix <i>in-</i> , <i>im-</i> = “in, on, into”	10
Lesson 3: Latin Directional Prefix <i>com-</i> , <i>col-</i> = “with, together”	16
Lesson 4: Latin Directional Prefix <i>de-</i> = “down, off of”	22
Lesson 5: Latin Directional Prefix <i>pro-</i> = “ahead, forward, for”	28
Unit 1 Review	34

## Unit 2: Latin Bases

Lesson 6: Latin Base <i>vid</i> , <i>vis</i> = “see”	40
Lesson 7: Latin Base <i>voc</i> , <i>voke</i> , <i>voice</i> = “voice, call”	46
Lesson 8: Latin Base <i>spec</i> , <i>spect</i> = “watch, look at”	52
Lesson 9: Latin Base <i>terr</i> = “land, ground, earth”	58
Lesson 10: Latin Base <i>trac</i> , <i>tract</i> = “pull, drag, draw”	64
Unit 2 Review	70

## Unit 3: Greek and Latin Prefixes

Lesson 11: Latin Prefix <i>trans-</i> = “across, change”	76
Lesson 12: Latin Prefix <i>inter-</i> = “between, among”	82
Lesson 13: Latin Prefix <i>per-</i> = “through, thorough(ly)”	88
Lesson 14: Greek Prefix <i>auto-</i> = “self”	94
Lesson 15: Greek Prefix <i>tele-</i> = “far, from afar”	100
Unit 3 Review	106

## Unit 4: Greek and Latin Suffixes

Lesson 16: Latin Suffix <i>-ible</i> , <i>-able</i> = “can or able to be done”	112
Lesson 17: Latin Suffix <i>-or</i> , <i>-er</i> = “person who does, thing that does”	118
Lesson 18: Latin Suffix <i>-ify</i> = “to make”	124
Lesson 19: Latin Suffixes <i>-arium</i> , <i>-ary</i> , <i>-orium</i> , <i>-ory</i> = “place, room”	130
Lesson 20: Greek Suffixes <i>-ology</i> = “study of” and <i>-ologist</i> = “studier of, expert in”	136
Unit 4 Review	142

## Unit 5: Greek and Latin Special Prefixes of Sum and Size

Lesson 21: Latin Prefix <i>multi-</i> and Greek Prefix <i>poly-</i> = “many”	148
Lesson 22: Greek Prefix <i>micro-</i> = “small”	154
Lesson 23: Greek Prefix <i>mega-</i> , <i>megalo-</i> = “big”	160
Unit 5 Review	166

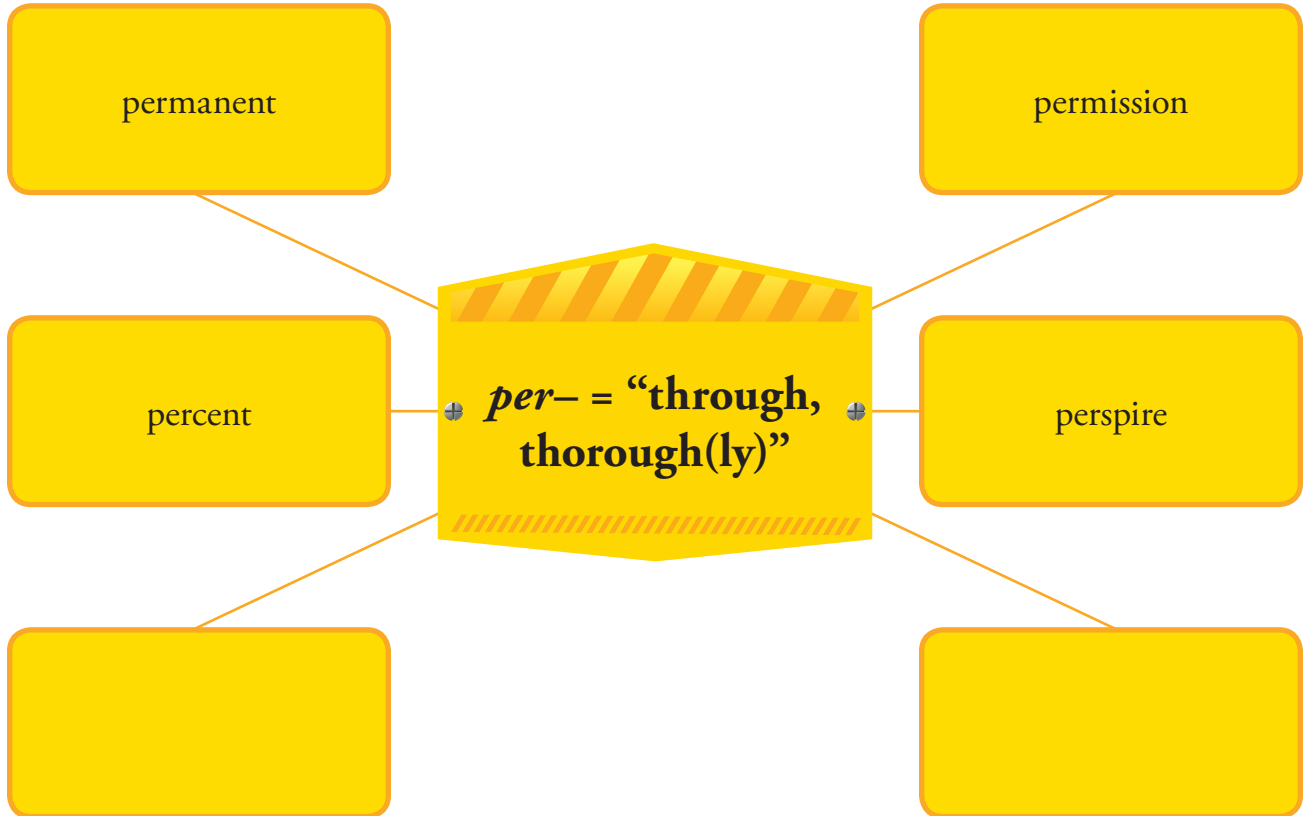
## Appendix

Roots Chart	172
Wordo	173
Pyramid Chart	174
Authors and Illustrators	175



## Meet the Root

**Directions:** Turn to your partner. Talk about the meaning of “through, thorough(ly)” in each of the words. Fill in the blank spokes with two other *per-* words that have the meaning of “through, thorough(ly).”



Write sentences for four of the words. Make sure that “through” or “thorough(ly)” is part of the meaning. Share your sentences with your classmates.

---



---



---



---



# Divide and Conquer

**Directions:** Draw a slash after the prefix in each word. Write the meaning of the prefix in the first blank. In the second blank, write the meaning of the base. (**Hint:** Use the Base Bank.) Then, pick the best definition from the Definition Bank. Write the letter in the box.

**Base Bank**

*fect* = done      *fum* = smoke, vapor      *mit* = send  
*sist* = stand      *spect* = look at, watch


	Word	Prefix means	Base means	
1.	perfect	_____	_____	<input type="text"/>
2.	perfume	_____	_____	<input type="text"/>
3.	perspective	_____	_____	<input type="text"/>
4.	permit	_____	_____	<input type="text"/>
5.	persist	_____	_____	<input type="text"/>

Lesson 13: Latin Prefix per- = “through, thorough(ly)”

**Make It Yours!**

- Give an example of something you cannot do without a *permit*.
- Choose two words and use both of them in the same sentence.
- Describe a time you *persisted* with a task even though it was difficult.
- What other words or phrases do you know that are similar in meaning to the word *perspective*?

**Definition Bank**



- an artist’s view throughout a landscape
- complete, flawless, and thoroughly done
- to keep on doing something through the end
- a scent that wafts through the air
- allow someone to pass through an area or engage in an activity



## Read and Reason

**Directions:** Complete the paragraphs by using the *per-* words.



percent      perennial      permanent      permeate      permitted

We are making a new garden in our yard. We can't have any \_\_\_\_\_ structures because they are not \_\_\_\_\_ in our neighborhood. We can plant flowers, though. I read about gardens on the internet. Experts recommend that 25 \_\_\_\_\_ of a garden should be planted with \_\_\_\_\_ flowers. Their smell will \_\_\_\_\_ the air.

percussion      perfect      permeates      persistent



I just love playing and pounding on \_\_\_\_\_ instruments! I like them all, but I think the kettledrums are my favorite. There's something about the way their big sound \_\_\_\_\_ a room. I practice nearly every day. I want to \_\_\_\_\_ my playing, and my teacher tells me to be \_\_\_\_\_ in my practice.



# Combine and Create

**Directions:** Use other forms of the words to the left to complete the sentences. Be sure to check your spelling.

**perform**

1. The \_\_\_\_\_ at the ballet were great!

**permit**

2. Do you have your parents' \_\_\_\_\_ to be out this late?

**perfect**

3. This cake is baked to \_\_\_\_\_.

**perforate**

4. I cannot use this paper in my three-ring binder. It has no \_\_\_\_\_.

**persuade**

5. That was a \_\_\_\_\_ argument, and I agree with you!

**permanence**

6. Why did you use a \_\_\_\_\_ marker? Now, I can't erase it!

Lesson 13: Latin Prefix per- = "through, thorough(ly)"

## UNIT 3

Name: \_\_\_\_\_ Date: \_\_\_\_\_



# Extend and Explore

**Directions:** Words can change meaning, depending on how they are used in a sentence. Here are five words. You will use the same words twice.

perennial

perfect

permeated

permit

perspective



1. This year, I want to \_\_\_\_\_ my spelling.
2. The law does not \_\_\_\_\_ you to cross a busy highway on foot.
3. Some people like \_\_\_\_\_ flowers for their gardens because they require no new planting.
4. The lovely smell of honeysuckle vines \_\_\_\_\_ the summer breeze.
5. You need a learner's \_\_\_\_\_ if you want to practice driving a car.
6. I need to change my \_\_\_\_\_ and look at this problem differently.
7. It is winter once again. Time for our \_\_\_\_\_ colds.
8. Don't change a thing. This is positively \_\_\_\_\_ !
9. I used magic markers for my art project, and the ink \_\_\_\_\_ my skin.
10. The \_\_\_\_\_ in much modern art is very interesting.





## Review: Cloze Text

**Directions:** Use context clues to choose the best word for each blank. Each word will be used once.

percolate

performed

permit

perspective

perfect

permeate

persisted

perspiring



I hoped we would have a great family camping trip—in fact, I hoped it would be \_\_\_\_\_. Not so. First of all, the day was so hot that we could not stop \_\_\_\_\_. Then, at three in the morning, a strange odor began to \_\_\_\_\_ our camping area. Dad said it was a skunk. I wanted to go out of the tent and see for myself, but Dad would not \_\_\_\_\_ it. He said I might get skunked! The smell was bad, and it \_\_\_\_\_ throughout the night.

Finally, morning came and the odor began to fade. Dad permitted me to go out to see what our campsite looked like. We \_\_\_\_\_ a quick inspection of our campsite. Fortunately, the skunk did not get into our food. However, in a matter of minutes, a thunderstorm sent us back into our tent. The rain was coming down so hard it began to \_\_\_\_\_ in small drops through the seams of the tent. By noon, the rain had stopped, but we were drenched. From my \_\_\_\_\_, I don't think I'll ever want to go camping again.

# How to Play the Digital Games!

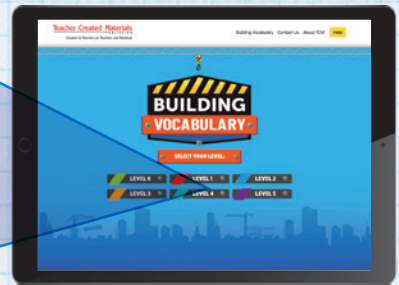
01

Visit [tcmpub.com/bv-games](http://tcmpub.com/bv-games) or scan the QR code.



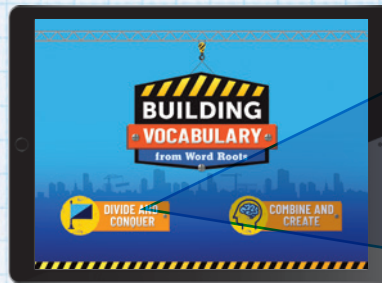
02

Pick your grade level.



03

Pick Combine and Create or Divide and Conquer.



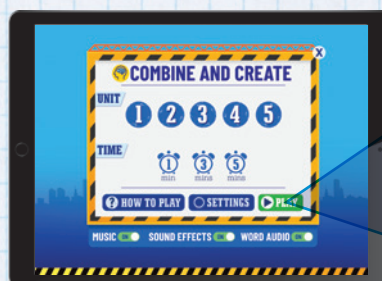
04

Pick the unit and time.



05

Click or tap *PLAY!*



# BUILDING

## VOCABULARY


from Word Roots

Name: \_\_\_\_\_

**Welcome to *Building Vocabulary!*** Get ready to divide and conquer the words you read every day. Soon, you'll be masters of Greek and Latin roots!



**Meet the Root**



**Divide and Conquer**



**Read and Reason**



**Combine and Create**



**Extend and Explore**



**Review**