

Sample Pages from



Created *by* Teachers *for* Teachers and Students

Thanks for checking us out. Please call us at **800-858-7339** with questions or feedback or to order this product. You can also order this product online at **www.tcmpub.com**.

For correlations to state standards, please visit
www.tcmpub.com/administrators/correlations

**Let's Learn Backpack—
Grade 1**

This sample includes the following:

Let's Learn Activity Book

- Table of Contents (1 page)
- About This Book (1 page)
- Guiding Questions (1 page)
- Reading (1 page)
- Speaking & Listening (1 page)
- Mathematics (1 page)
- Social Studies (1 page)
- Science (1 page)
- Mindfulness (1 page)
- Hands-on Activities (1 page)

Reader Sample (19 pages)

Additional backpack resources not included in this sample:

- Parent Tip Card
- Ebook Library Access Card

To Create a World ⁱⁿ which
Children Love to Learn!

800-858-7339 • www.tcmpub.com

Table of Contents

Contenido

About This Book / <i>Sobre este libro</i>	4
Guiding Questions / <i>Preguntas orientadoras</i>	12
Unit 1 / <i>Unidad 1</i>	13
Unit 2 / <i>Unidad 2</i>	40
Unit 3 / <i>Unidad 3</i>	67
Unit 4 / <i>Unidad 4</i>	94
Unit 5 / <i>Unidad 5</i>	121
Unit 6 / <i>Unidad 6</i>	148
Reading Log / <i>Registro de lectura</i>	175
Digital Resources / <i>Recursos digitales</i>	176



About This Book

Welcome to *Let's Learn!* You can use this book at school or home. The activities are based on educational standards. You will practice lots of important skills and concepts.



Guiding Questions

Unit 1: Animals
What makes animals interesting?

Unit 4: Holidays
What makes holidays special?

Unit 2: Staying Active
How can I stay active?

Unit 5: Traveling
Why do we travel to other places?

Unit 3: My Country
What is great about my country?

Unit 6: Birds
What can we learn from birds?

Preguntas orientadoras

Unidad 1: Animales
¿Qué hace que los animales sean interesantes?

Unidad 4: Festividades
¿Qué hace que las festividades sean especiales?

Unidad 2: Mantenerse activo
¿Cómo puedo mantenerme activo?

Unidad 5: Viajes
¿Por qué viajamos a otros lugares?

Unidad 3: Mi país
¿Qué es lo grandioso de mi país?

Unidad 6: Pájaros
¿Qué podemos aprender de los pájaros?

Directions: Read the text. Answer the questions.

The Parade

Mark and Pam love to dress up. "We should have a parade!" says Mark.

Mark and Pam ask Kim and Lee to help. They bring their dogs along.

Mark says, "We can have a pet parade instead!"

Lee puts a cowboy hat on his dog. Kim dresses her dog in a clown hat and skirt. Pam puts bunny ears on her cat. Mark puts his cat in a stroller. The parade is a lot of fun!



- 1 What do Mark and Pam love to do?
 (A) go on hikes
 (B) dress up
 (C) take naps
- 2 Who helps Mark and Pam?
 (A) the dogs
 (B) Kim and Lee
 (C) the pets
- 3 Who gets dressed up?
 (A) Lee
 (B) the pets
 (C) Pam
- 4 Which pet is dressed like a rabbit?
 (A) Lee's dog
 (B) Kim's dog
 (C) Pam's cat


Name _____ Date _____

Directions: Tell one of these animal jokes to someone. Ask the question. Wait for them to respond. Then, say the punch line.

.....

Q: Do dolphins ever do things by accident?

A: No, they do everything on porpoise.




Q: How do bears walk around?

A: With bear feet.



Q: What happened when the wolf swallowed a clock?

A: He got ticks.



Q: Why was the cow afraid?

A: He was a cowherd.



.....


Challenge: Make up your own joke, and share it!

.....



Directions: Solve each problem.

1 How many in all?



2 Four are crossed off. How many are left?



3 Subtract. Cross off two. How many are left?




6 - 2 = _____

4 Subtract. Cross off five. How many are left?



5 - 5 = _____

5 Subtract.



_____ - _____ = _____

Name _____ Date _____

Directions: Make a time line of your day. Include important events from the day. Explain your time line to a family member.

.....

Morning 7:00–9:00 a.m.	
Late Morning 9:00 a.m.–noon	
Afternoon noon–3:00 p.m.	
Late Afternoon 3:00–6:00 p.m.	
Evening 6:00–8:00 p.m.	
Night after 8:00 p.m.	



Name _____ Date _____

Directions: Follow the steps in this experiment to track when the sun rises and sets.

	Day 1	Day 2	Day 3	Day 4	Day 5
Sunrise					
Sunset					

What to Do

1 Each day, write down when the sun rises and sets. You can find this information online.

2 What season is it?

3 What do you notice about the sunrise times?

4 What do you notice about the sunset times?

Think About It!

Will the times be the same during other seasons?
How can you find out?

Name _____ Date _____

Directions: Design your own flag to stand for you. Choose three colors to represent you. Tell what the colors stand for.



_____	=	_____
-----		-----
_____		_____
<i>(color)</i>		<i>(what it means)</i>

_____	=	_____
-----		-----
_____		_____
<i>(color)</i>		<i>(what it means)</i>

_____	=	_____
-----		-----
_____		_____
<i>(color)</i>		<i>(what it means)</i>



Directions: Focus on your well-being with these hands-on activities. Choose at least two to complete.

.....

Staying Healthy

What is your favorite meal? Make a list of the ingredients you need to make that meal. Ask someone to make it with you!

Amazing Art

Your country's flag has not always looked the same. Look at pictures or drawings of the flag during different times in history. Compare them to today's flag. Talk about why the flag changed.

Making Music

There are many patriotic songs about your country! Choose one song and practice the words. Then, sing it for someone in your family.



Getting Active

What is a popular sport where you live? Talk to your friends about how the sport is played and its rules. Be sure to allow time to play the sport too!



TIME
FOR KIDS

Things *with* Wings



Dona Herweck Rice

Table of Contents

Wings	4
What Wings Can Do	10
Glossary	19
Words to Know	20

Wings



Woosh, woosh, woosh! Do you hear a flutter? Do you hear a flap?



You may be hearing
wings—wings on things!



Many things have wings.

**Birds, bats, bees, and
butterflies all have wings.**

**How many things with
wings can you name?**





**Teeny, tiny things may have
teeny, tiny wings.**



Supersized things may have supersized wings.

What Wings Can Do



Some wings can fly. Just look at them go!



Some wings cannot fly. They have other jobs to do.

They help animals move around. Wings can help animals look bigger and tougher, too.



Wings can even help animals communicate.

When a male **ostrich** wants a mate, it uses its wings to show it.





**Wings can be slow, or
wings can be fast.**



A hummingbird's wings can flap 50 times in one second!




**Wings can glide, soar,
and swoop.**





Wings can put on quite a show. Go, wings, go!

Glossary



bat



hummingbird



bee




ostrich



bird



wings



butterfly

Words to Know

animal

soar

bigger

supersized

butterflies

swoop

communicate

teeny

flap

tiny

flutter

tougher

glide

wings

hummingbird

woosh

ostrich