

Sample Pages from



Created *by* Teachers *for* Teachers and Students

Thanks for checking us out. Please call us at **800-858-7339** with questions or feedback or to order this product. You can also order this product online at **www.tcmpub.com**.

For correlations to state standards, please visit
www.tcmpub.com/administrators/correlations

To Create a World ⁱⁿ which
Children **LOVE** to Learn!

800-858-7339 • www.tcmpub.com

Kids Learn!

Getting Ready for

1st Grade

TCM | Teacher
Created
Materials

Table of Contents

Introduction

Welcome Letter	4
Helpful Family Resources	5

Weekly Activities

Week 1 Activities	13
Week 2 Activities	23
Week 3 Activities	33
Week 4 Activities	43
Week 5 Activities	53
Week 6 Activities	63
Week 7 Activities	73
Week 8 Activities	83
Week 9 Activities	93

Appendices

Appendix A: Activity Cards	103
Appendix B: Extra Activities	119
Appendix C: Answer Key	132
Appendix D: My Journal	136



Welcome Letter

Dear Family,

Kids Learn! Getting Ready for 1st Grade was designed to help your child solidify the concepts learned in kindergarten and prepare for the exciting year ahead. The engaging activities are based on today's standards and provide practice with essential reading, writing, and math skills. Since your child is developing their skills, it is important that you work through the activities together. This book will help your child GET READY for first grade! Keep these tips in mind as you work with your child:

- ◆ Have your child complete one or two pages each time they work, rather than an entire week's worth of activities at one time.
- ◆ Keep all practice sessions with your child positive and constructive. If your child gets frustrated, set the book aside and find another time to practice.
- ◆ Help your child with the directions. If your child is having difficulty understanding what to do, work through some of the problems together.
- ◆ Encourage your child to creatively share their thoughts and feelings on the My Journal pages.

Enjoy spending time with your child. First grade will be here before you know it!



Things to Do as a Family

General Skills

- ◆ Make sure your child gets plenty of exercise. Children need about 60 minutes of physical activity each day. Take advantage of good weather to get outside and ride bicycles, take walks, or play an outdoor game.
- ◆ It's also important for children to get plenty of sleep. Children this age need between 9 and 11 hours of sleep each night. Establish a nightly bedtime routine that involves relaxing activities such as a warm bath or shower or reading a story.

Reading Skills

- ◆ Help build your child's comprehension skills by asking questions about what they have read. For example, you could ask why they think a character has done something, or you could ask what they think will happen next.
- ◆ Encourage your child to reread their favorite books, stories, or poems. Rereading will help your child read more quickly and accurately.



Games to Play Together

Find 100

Choose an item that is likely to be seen during a car ride or road trip. Then, have your child count how many times they see the item. Once your child reaches 100, give them another item to find.

Create a Story

Create a story one sentence at a time. Start by creating an opening sentence of a story. You might say, "Once upon a time, there was a small village of talking chickens." The next player must continue the story by adding the next sentence.

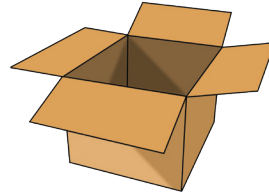
Animal Name Game

Say the name of an animal out loud. Then, the next player has to think of an animal that begins with the last letter of the previous animal's name. For example, one person might say turtle, which ends with an E. The next player could say eagle because it starts with an E. As needed, help your child figure out the ending letters of animal names.

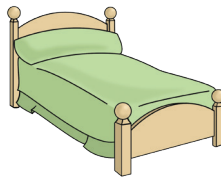
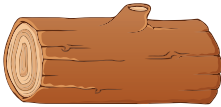
Rhyme Time

Directions: Name the picture in each box.
Circle the picture that rhymes.

1



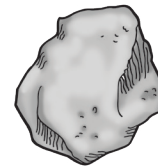

2



3



4

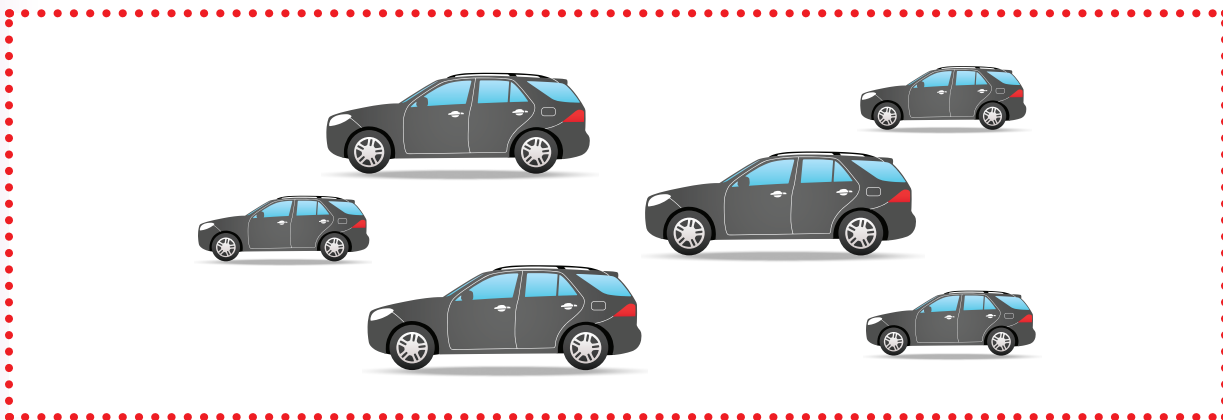


Talk About It!

Which parts of rhyming words sounds the same?

Sort and Count by Size

Directions: Answer the questions.



1 Count the little cars. How many?

2 Count the big cars. How many?




3 Count the big dogs. How many?

4 Count the little dogs. How many?

The Surprise

Directions: Connect the dots in order. Then, color the picture.



Talk About It!

How do you know which number comes next?