

Kindergarten-First Grade: Save the Day

Welcome to the K-1, Week 1 At-home Study

Each week, similar lesson opportunities for home learning opportunities will be available to keep students engaged in great text, thinking, and inquiring. These learning opportunities should last for an entire week and provide students with excellent opportunities to engage with reading, writing, speaking and listening. Students will also be challenged with concepts aligned to math, science, and social studies.

- Each lesson should take between 20 and 40 minutes.
- These lessons CAN be printed out for students but can also be viewed online and completed on any paper.
- Lessons are designed to require very little resources from home.
- Each lesson, students will need paper and pencil.
- Each lesson provides additional opportunities for continued learning.
- Don't forget to encourage additional reading time, time to investigate, and math fact practice time.

Step 1: Discover! Save the Day

Students can complete this on these papers (if they are printed) OR on a regular sheet of paper.

Look at the picture. Label the picture. Write about the picture. Use the following words:

- Time
- Needs
- Help
- Town
- Save
- Zoo



Kindergarten-First Grade: Save the Day

- Time
- Needs
- Help
- Town
- Save
- Zoo



Kindergarten-First Grade: Save the Day

- Time
- Needs
- Help
- Town
- Save
- Zoo



Step 2: Let's Listen! *Save the Day*

Students can listen to this narrative text online. There are spots for students to stop and think, stop and write or draw, and stop and brainstorm. Answer the questions below when you have finished listening to the story. Students can complete this on these papers (if they are printed) OR on a regular sheet of paper.

Step 3: What happened in this story?

Write and draw the events of this story in order.

Students can complete this on these papers (if they are printed) OR on a regular sheet of paper.



Kindergarten-First Grade: Save the Day

Step 4: Write About It!

Students can complete this on these papers (if they are printed) OR on a regular sheet of paper.

Draw and tell about one of the things that were saved.


Step 4: Write About It! (OPTION 2)

Students can complete this on these papers (if they are printed) OR on a regular sheet of paper.

What have you done to *Save the Day*?

Kindergarten-First Grade: Save the Day

Step 5: Science! Learn about it!



Students can complete this on these papers (if they are printed) OR on a regular sheet of paper.

Here are two zoo animals. What is the same?
What is different?

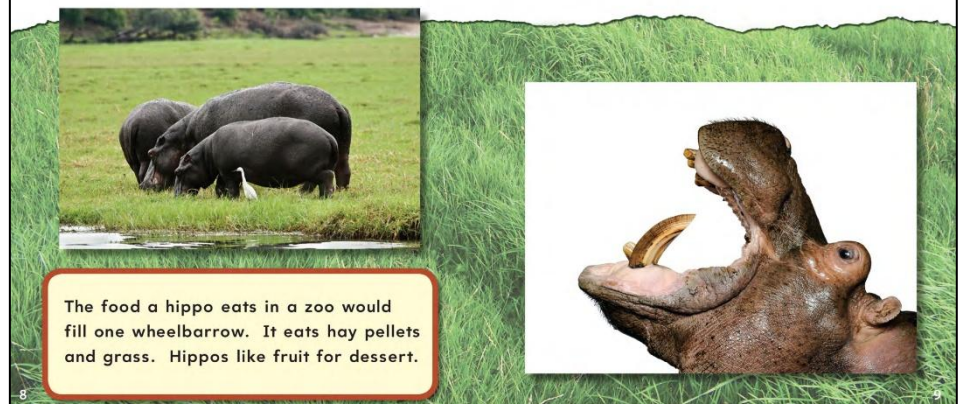
A newborn panda is the size of a stick of butter. The adults are much bigger. They may weigh more than a large person.

Pandas eat **bamboo** 12 hours a day. That would be like waking up at 7:00 and eating almost until bedtime!



Hippos stay in shallow water all day. They are too heavy to swim. Once it cools off, they eat for about 6 hours.

Look at those teeth! They never stop growing. They can even grow as long as my arm!




Kindergarten-First Grade: Save the Day

Same	Different


Step 6: Let's Read! *A Visit to the Zoo*

Students can read this narrative text online. What animals did you read about?
Write facts about panthers and reindeer.



Draw a panther

Panther Facts



Draw a reindeer

Reindeer Facts

A Visit to the Zoo

“I think panthers are pretty!” said Ellen.

“They are scary,” said Haley.

“Panthers belong to the cat family,” said Lena. “They weigh more than 100 pounds.”

“A panther would be a great pet,” Ellen added.

“No, it wouldn’t,” said Lena. “It is against the law to keep a wild animal as a pet.”

“This is the best trip we have ever taken,” Juan told his sister.

Chelsea agreed, “I think it is fun, too. The zoo has many animals for us to see.”

“There are two types of chimps at this zoo,” Juan said. “I think they’re the best animals here!”

“I like the reindeer,” said Chelsea. “They live where it is very cold.”

“We learned a lot at the zoo today,” said the teacher. They all got on the bus to go back to school. “Tomorrow we will write stories about the zoo,” she added.

EWAN CHESSER / SHUTTERSTOCK, INC.

RONNIE HOWARD / SHUTTERSTOCK, INC.



Step 7: Math!


Students can complete this on these papers (if they are printed) OR on a regular sheet of paper.

Did you know panthers belong to the cat family?



They weigh more than 100 pounds.

A house cat weights about 10 pounds.






How can you make the **Number 10** with numbers and pictures? (You can always choose another number is 10 is too easy or too difficult)



10

$$10+0=10$$


Kindergarten-First Grade: Save the Day



Step 8: Social Studies!

Students can complete this on these papers (if they are printed) OR on a regular sheet of paper.

<p>Name: _____</p>	<p>Date: _____</p>		
<p>Make a List</p>			
<p>Directions: Write the names of people you can help. Sound out the names. Draw how you can help them.</p>			